

Connecticut

Overall State Rank

1

America's Youngest Outcasts: State Report Card on Child Homelessness

STATE RANKS (1-50, 1 = best)

For the complete Report Card (including sources), please visit:
www.HomelessChildrenAmerica.org

Number of homeless children (3,502): **12TH**

.43% homeless out of all children

4% homeless among children living in poverty



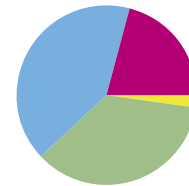
Who are Connecticut's homeless children?

Age:

Under 6 years	1,471
Grades K-8 (enrolled)	1,571
Grades 9-12 (enrolled)	460
TOTAL	3,502

Race/Ethnicity

*Among children living in poverty. Not available for homeless children.



- White (41%)
- Black (21%)
- Asian (2%)
- Native American (0%)
- Hispanic (36%)



Housing and Income

Minimum wage:\$7.65
 Average wage for renters:\$16.53
 Hourly wage needed to afford 2-BR apartment:\$21.11



Food Security

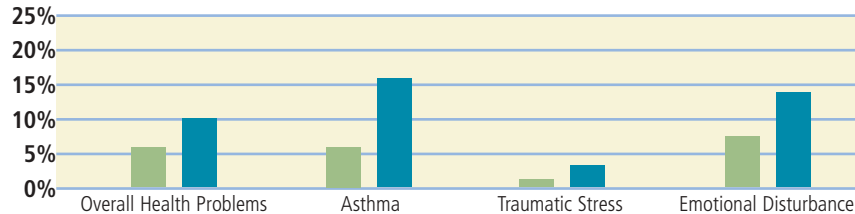
1 in 38 children in Connecticut do not know where they will get their next meal.



Homelessness and Children's Health

Studies comparing homeless children to those of middle-income families

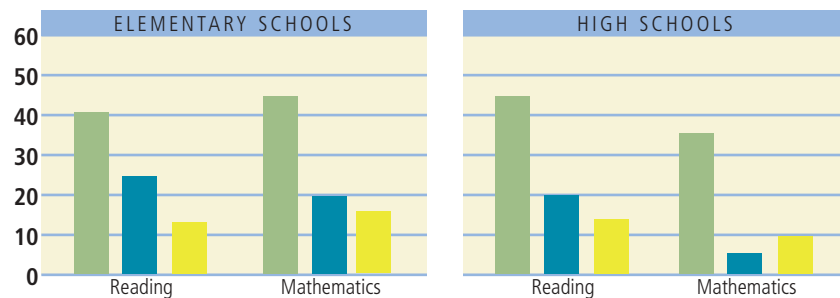
- Middle-income children in state
- Homeless children



Educational Achievement

Reading and math proficiency using the Federal NAEP standard

- All students NAEP scores
- Homeless children NAEP scores
- School lunch children NAEP scores



HS Graduation Rate for Homeless Children: <25%

Long-Term Economic Consequences of Not Graduating From High School

In lifetime earnings and contributions to society

Difference in lifetime earnings: HS degree vs. without\$200,000
 Net lifetime increased contributions to society with HS degree ... (per student) \$127,000
 Number of homeless HS students in Connecticut460
 High school graduation rate for homeless children< 25%



CT loss in lifetime earnings\$70 million
CT loss in contributions to society\$44 million



Policy & Planning: CONNECTICUT



Housing Policies

Emergency shelter units for homeless families	.307
Transitional housing units for homeless families	.229
Permanent supportive housing units	.472
Total capacity	1,008

Does Connecticut have a State Housing Trust Fund? YES NO

Wait List Priorities:

	Section 8	Public Housing
Domestic violence	<input type="checkbox"/> NO	<input type="checkbox"/> NO
Homelessness	<input type="checkbox"/> NO	<input type="checkbox"/> NO

Section 8 wait list: **85%** are extremely low income families
Public Housing wait list: **55%** are extremely low income families



Income/Wages

At minimum wage a full-time worker earns **36%** of what is needed to afford a 2-BR at FMR.

Per month, **202%** of TANF benefit would need to be spent on rent to afford a 2-BR at FMR.

Does CT have a State Earned Income Tax Credit? YES NO

Is it refundable?N/A

Child Care

Average annual cost for child care (4-year old) . . . \$8,459

Families use child care vouchers for:

- Employment: 92%
- Training and education: 7%
- Employment AND training/education: 1%

Does CT prioritize children who are homeless when distributing child care vouchers? YES NO



Health Policies

% uninsured children	.6.3%
% total Medicaid expenditures spent on children	.16%
Medicaid eligibility by % of Federal Poverty Level	
Infants	.185%
Children ages 1-5	.185%
Children ages 6-19	.185%



Food Security Policies

% eligible children enrolled in food stamps	.58%
% schools with school breakfast program (among schools who provide school lunch)	.55.5%



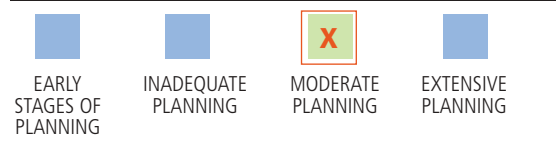
State Planning

Does Connecticut have an interagency council on homelessness? YES NO

What 10-year Planning Efforts Have Taken Place?

Connecticut does not have a ten-year plan, but their interagency council developed the *Report to the Honorable M. Jodi Rell, Governor, State of Connecticut*. This report details the state's plan to end homelessness, including goals to reduce the number of families experiencing homelessness in Connecticut.

State Planning Ranking for Connecticut



Education

Barriers reported by McKinney-Vento subgrantees:

Eligibility	.8.3%	School Selection	.8.3%
Immunizations	.25%	School Records	.25%
Other Med. Records	.25%	Transportation	.16.7%
Other Barriers	.0%		

Additional funding allocated to schools for education of homeless children (per child): \$151

Dedicated state funding for homeless education? YES NO

* CONNECTICUT'S RANKS

	RANK
Extent of child homelessness	.3
Child well-being	.1
Risk for child homelessness	.17
State policy and planning	.Moderate
Overall Rank	.1

*States ranked 1-50 with 1 being best and 50 worst.

