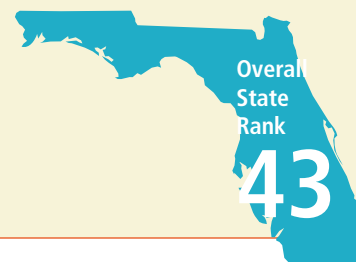


# Florida



## America's Youngest Outcasts: State Report Card on Child Homelessness

### STATE RANKS (1-50, 1 = best)

For the complete Report Card (including sources), please visit:  
[www.HomelessChildrenAmerica.org](http://www.HomelessChildrenAmerica.org)

**Number of homeless children (49,886):\*\* 46<sup>TH</sup>**

**1.24%** homeless out of all children

**6%** homeless among children living in poverty

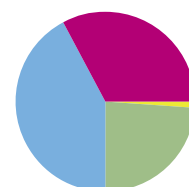


### Who are Florida's homeless children?

Age:		
	Under 6 years	20,952
	Grades K-8 (enrolled)	23,404
	Grades 9-12 (enrolled)	5,530
	<b>TOTAL</b>	<b>49,886</b>

### Race/Ethnicity

\*Among children living in poverty. Not available for homeless children.



- White (42%)
- Black (33%)
- Asian (1%)
- Native American (0%)
- Hispanic (24%)



### Housing and Income

Minimum wage: .....\$6.79  
 Average wage for renters: .....\$13.14  
 Hourly wage needed to afford 2-BR apartment: .....\$18.10



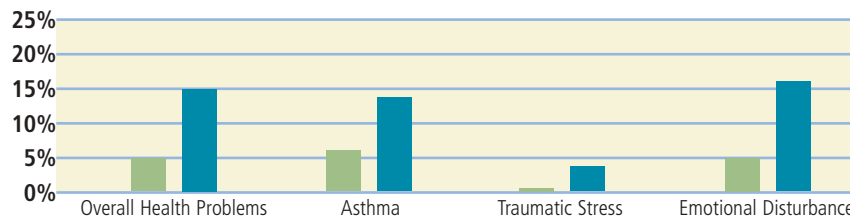
### Food Security

**1 in 29** children in Florida do not know where they will get their next meal.



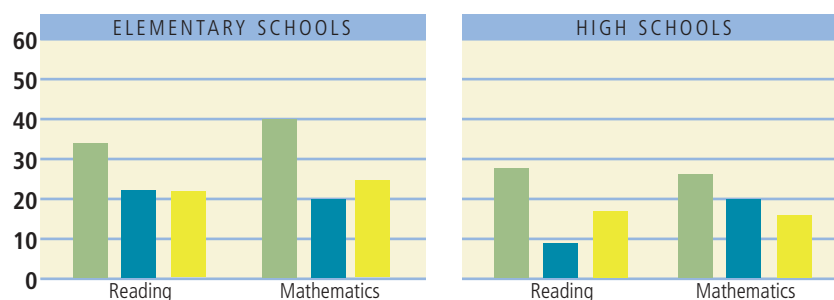
### Homelessness and Children's Health Studies comparing homeless children to those of middle-income families

- Middle-income children in state
- Homeless children



### Educational Achievement Reading and math proficiency using the Federal NAEP standard

- All students NAEP scores
- Homeless children NAEP scores
- School lunch children NAEP scores



**HS Graduation Rate for Homeless Children: <25%**

### Long-Term Economic Consequences of Not Graduating From High School

In lifetime earnings and contributions to society

Difference in lifetime earnings: HS degree vs. without .....\$200,000  
 Net lifetime increased contributions to society with HS degree ... (per student) \$127,000  
 Number of homeless HS students in Florida .....5,530  
 High school graduation rate for homeless children .....<25%



**FL loss in lifetime earnings .....\$830 million**  
**FL loss in contributions to society .....\$530 million**

\*\* The number of homeless children may be unusually high due to the 2005 hurricanes.



# Policy & Planning: FLORIDA



## Housing Policies

Emergency shelter units for homeless families	.815
Transitional housing units for homeless families	1,538
Permanent supportive housing units	1,134
<b>Total capacity</b>	<b>3,487</b>

Does Florida have a State Housing Trust Fund?  YES  NO

### Wait List Priorities:

	Section 8	Public Housing
Domestic violence	<input checked="" type="checkbox"/> YES <input type="checkbox"/> NO	<input checked="" type="checkbox"/> YES <input type="checkbox"/> NO
Homelessness	<input checked="" type="checkbox"/> YES <input type="checkbox"/> NO	<input checked="" type="checkbox"/> YES <input type="checkbox"/> NO

Section 8 wait list: **78%** are extremely low income families  
 Public Housing wait list: **69%** are extremely low income families



## Income/Wages

At minimum wage a full-time worker earns **38%** of what is needed to afford a 2-BR at FMR.

Per month, **240%** of TANF benefit would need to be spent on rent to afford a 2-BR at FMR.

Does FL have a State Earned Income Tax Credit?  YES  NO

Is it refundable? . . . . .N/A

## Child Care

Average annual cost for child care (4-year old) . . . \$4,948

Families use child care vouchers for:

- Employment: 76%
- Training and education: 4%
- Employment AND training/education: 6%

Does FL prioritize children who are homeless when distributing child care vouchers? . . . . .  YES  NO



## Health Policies

% uninsured children	.19.5%
% total Medicaid expenditures spent on children	.15.6%
Medicaid eligibility by % of Federal Poverty Level	
Infants	.200%
Children ages 1-5	.133%
Children ages 6-19	.100%



## Food Security Policies

% eligible children enrolled in food stamps	.55%
% schools with school breakfast program (among schools who provide school lunch)	.99%



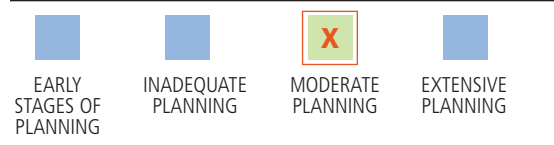
## State Planning

Does Florida have an interagency council on homelessness? . . . . .  YES  NO

### What 10-year Planning Efforts Have Taken Place?

Florida does not have a ten-year plan, but their interagency council has developed and updated a strategic plan that includes policy recommendations to the Governor, including suggestions about the reauthorization of the McKinney-Vento Act, developing policy proposals to reduce homelessness, and researching the costs of family homelessness.

### State Planning Ranking for Florida



## Education

Barriers reported by McKinney-Vento subgrantees:

Eligibility	.15.2%	School Selection	.9.1%
Immunizations	.15.2%	School Records	.12.1%
Other Med. Records	.24.2%	Transportation	.30.3%
Other Barriers	.0%		

Additional funding allocated to schools for education of homeless children (per child): . . . . . \$56

Dedicated state funding for homeless education?  YES  NO

### \* FLORIDA'S RANKS

	RANK
Extent of child homelessness	.29
Child well-being	.36
Risk for child homelessness	.37
State policy and planning	.Moderate
<b>Overall Rank</b>	<b>.43</b>

\*States ranked 1-50 with 1 being best and 50 worst.

