

Georgia



America's Youngest Outcasts: State Report Card on Child Homelessness

STATE RANKS (1-50, 1 = best)

For the complete Report Card (including sources), please visit:
www.HomelessChildrenAmerica.org

Number of homeless children (58,397): **47th**

2.38% homeless out of all children

12% homeless among children living in poverty

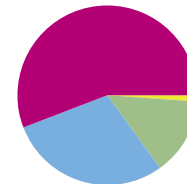


Who are Georgia's homeless children?

Age:		
	Under 6 years	24,527
	Grades K-8 (enrolled)	26,329
	Grades 9-12 (enrolled)	7,541
	TOTAL	58,397

Race/Ethnicity

*Among children living in poverty. Not available for homeless children.



- White (29%)
- Black (56%)
- Asian (1%)
- Native American (0%)
- Hispanic (14%)



Housing and Income

Minimum wage:\$6.55
 Average wage for renters:\$13.34
 Hourly wage needed to afford 2-BR apartment:\$13.98



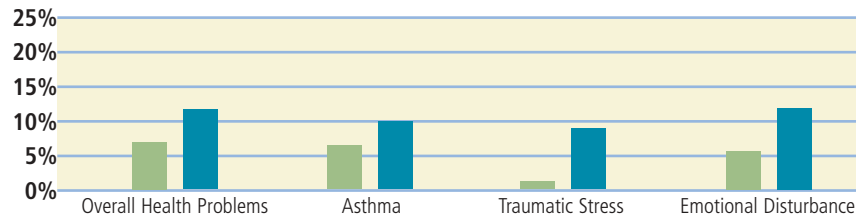
Food Security

1 in 20 children in Georgia do not know where they will get their next meal.



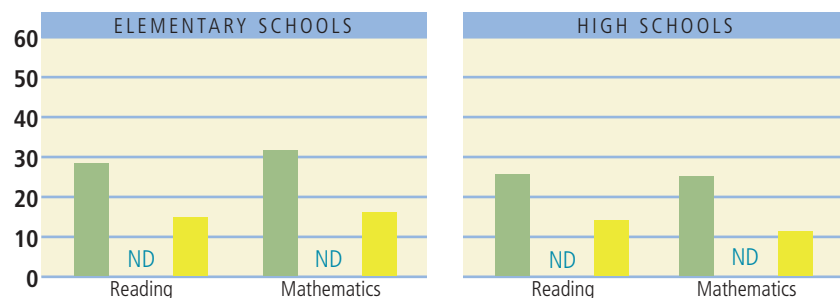
Homelessness and Children's Health Studies comparing homeless children to those of middle-income families

- Middle-income children in state
- Homeless children



Educational Achievement Reading and math proficiency using the Federal NAEP standard

- All students NAEP scores
 - Homeless children NAEP scores
 - School lunch children NAEP scores
- ND: No Data



HS Graduation Rate for Homeless Children: <25%

Long-Term Economic Consequences of Not Graduating From High School

In lifetime earnings and contributions to society

Difference in lifetime earnings: HS degree vs. without\$200,000
 Net lifetime increased contributions to society with HS degree ... (per student) \$127,000
 Number of homeless HS students in Georgia7,541
 High school graduation rate for homeless children< 25%



GA loss in lifetime earnings\$1.1 billion
GA loss in contributions to society\$700 million



Policy & Planning: GEORGIA



Housing Policies

Emergency shelter units for homeless families	.383
Transitional housing units for homeless families	.720
Permanent supportive housing units	.421
Total capacity	1,524

Does Georgia have a State Housing Trust Fund? YES NO

Wait List Priorities:

	Section 8	Public Housing
Domestic violence	<input checked="" type="checkbox"/> YES <input type="checkbox"/> NO	<input checked="" type="checkbox"/> YES <input type="checkbox"/> NO
Homelessness	<input type="checkbox"/> YES <input checked="" type="checkbox"/> NO	<input checked="" type="checkbox"/> YES <input type="checkbox"/> NO

Section 8 wait list: **92%** are extremely low income families
Public Housing wait list: **92%** are extremely low income families



Income/Wages

At minimum wage a full-time worker earns **47%** of what is needed to afford a 2-BR at FMR.

Per month, **260%** of TANF benefit would need to be spent on rent to afford a 2-BR at FMR.

Does GA have a State Earned Income Tax Credit? YES NO

Is it refundable?N/A

Child Care

Average annual cost for child care (4-year old) . . . \$4,025

Families use child care vouchers for:

- Employment: 74%
- Training and education: 14%
- Employment AND training/education: 2%

Does GA prioritize children who are homeless when distributing child care vouchers? YES NO



Health Policies

% uninsured children	.12.5%
% total Medicaid expenditures spent on children	.24.1%
Medicaid eligibility by % of Federal Poverty Level	
Infants	.200%
Children ages 1-5	.133%
Children ages 6-19	.100%



Food Security Policies

% eligible children enrolled in food stamps	.67%
% schools with school breakfast program (among schools who provide school lunch)	.95.6%



State Planning

Does Georgia have an interagency council on homelessness? YES NO

What 10-year Planning Efforts Have Taken Place?

At the time of this publication, no statewide ten-year planning efforts have taken place in Georgia.

State Planning Ranking for Georgia



Education

Barriers reported by McKinney-Vento subgrantees:

Eligibility	.69.6%	School Selection	.0%
Immunizations	.69.6%	School Records	.69.6%
Other Med. Records	.69.6%	Transportation	.69.6%
Other Barriers	.69.6%		

Additional funding allocated to schools for education of homeless children (per child): \$34

Dedicated state funding for homeless education? YES NO

* GEORGIA'S RANKS

	RANK
Extent of child homelessness	.43
Child well-being	.41
Risk for child homelessness	.48
State policy and planning	.Inadequate
Overall Rank	.49

*States ranked 1-50 with 1 being best and 50 worst.

