

Indiana

Overall State Rank
30

America's Youngest Outcasts: State Report Card on Child Homelessness

STATE RANKS (1-50, 1 = best)

For the complete Report Card (including sources), please visit:
www.HomelessChildrenAmerica.org

Number of homeless children (13,012): **27th**

.82% homeless out of all children

5% homeless among children living in poverty

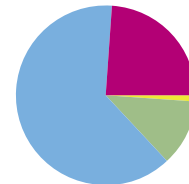


Who are Indiana's homeless children?

Age:		
	Under 6 years	5,465
	Grades K-8 (enrolled)	6,251
	Grades 9-12 (enrolled)	1,296
	TOTAL	13,012

Race/Ethnicity

*Among children living in poverty. Not available for homeless children.



- White (63%)
- Black (24%)
- Asian (1%)
- Native American (0%)
- Hispanic (12%)



Housing and Income

Minimum wage:\$6.55
Average wage for renters:\$11.53
Hourly wage needed to afford 2-BR apartment:\$12.95



Food Security

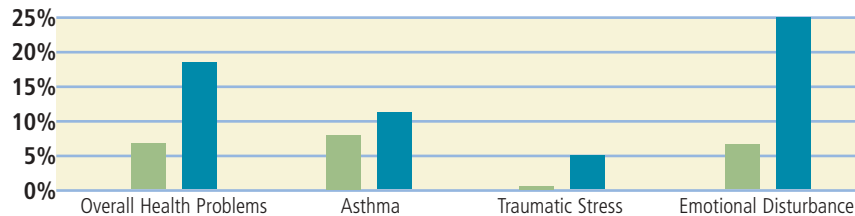
1 in 24 children in Indiana do not know where they will get their next meal.



Homelessness and Children's Health

Studies comparing homeless children to those of middle-income families

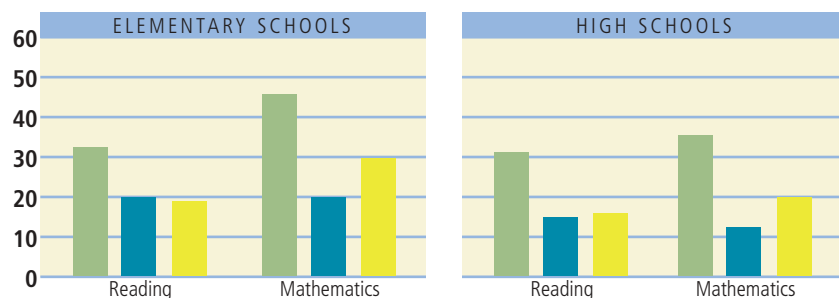
- Middle-income children in state
- Homeless children



Educational Achievement

Reading and math proficiency using the Federal NAEP standard

- All students NAEP scores
- Homeless children NAEP scores
- School lunch children NAEP scores



HS Graduation Rate for Homeless Children: <25%

Long-Term Economic Consequences of Not Graduating From High School

In lifetime earnings and contributions to society

Difference in lifetime earnings: HS degree vs. without\$200,000
Net lifetime increased contributions to society with HS degree ... (per student) \$127,000
Number of homeless HS students in Indiana1,296
High school graduation rate for homeless children< 25%



IN loss in lifetime earnings\$190 million
IN loss in contributions to society\$123 million



Policy & Planning: INDIANA



Housing Policies

Emergency shelter units for homeless families	.683
Transitional housing units for homeless families	.652
Permanent supportive housing units	.135
Total capacity	.1,470

Does Indiana have a State Housing Trust Fund? YES NO

Wait List Priorities:

	Section 8	Public Housing
Domestic violence	<input type="checkbox"/> NO <input checked="" type="checkbox"/> YES	<input checked="" type="checkbox"/> YES <input type="checkbox"/> NO
Homelessness	<input type="checkbox"/> NO <input checked="" type="checkbox"/> YES	<input checked="" type="checkbox"/> YES <input type="checkbox"/> NO

Section 8 wait list: **90%** are extremely low income families
 Public Housing wait list: **67%** are extremely low income families



Income/Wages

At minimum wage a full-time worker earns **51%** of what is needed to afford a 2-BR at FMR.

Per month, **234%** of TANF benefit would need to be spent on rent to afford a 2-BR at FMR.

Does IN have a State Earned Income Tax Credit? YES NO

Is it refundable? YES NO

Child Care

Average annual cost for child care (4-year old) ... \$5,408

Families use child care vouchers for:

- Employment: 72%
- Training and education: 8%
- Employment AND training/education: 8%

Does IN prioritize children who are homeless when distributing child care vouchers? YES NO



Health Policies

% uninsured children	.6.7%
% total Medicaid expenditures spent on children	.19.1%
Medicaid eligibility by % of Federal Poverty Level	
Infants	.200%
Children ages 1-5	.150%
Children ages 6-19	.150%



Food Security Policies

% eligible children enrolled in food stamps	.69%
% schools with school breakfast program (among schools who provide school lunch)	.76.7%



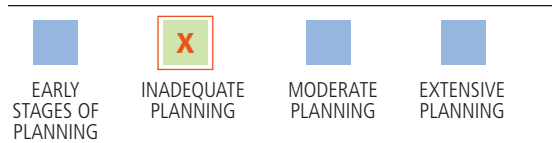
State Planning

Does Indiana have an interagency council on homelessness? YES NO

What 10-year Planning Efforts Have Taken Place?

At the time of this publication, no statewide ten-year planning efforts have taken place in Indiana.

State Planning Ranking for Indiana



Education

Barriers reported by McKinney-Vento subgrantees:

Eligibility	.28.6%	School Selection	.28.6%
Immunizations	.28.6%	School Records	.35.7%
Other Med. Records	.28.6%	Transportation	.28.6%
Other Barriers	.21.4%		

Additional funding allocated to schools for education of homeless children (per child): ... \$85

Dedicated state funding for homeless education? YES NO

* INDIANA'S RANKS

	RANK
Extent of child homelessness	.12
Child well-being	.47
Risk for child homelessness	.29
State policy and planning	.Inadequate
Overall Rank	.30

*States ranked 1-50 with 1 being best and 50 worst.

