

Oregon



America's Youngest Outcasts: State Report Card on Child Homelessness

STATE RANKS (1-50, 1 = best)

For the complete Report Card (including sources), please visit:
www.HomelessChildrenAmerica.org

Number of homeless children (22,688): **37th**

2.65% homeless out of all children

14% homeless among children living in poverty

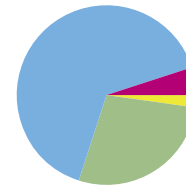


Who are Oregon's homeless children?

Age:		
	Under 6 years	9,529
	Grades K-8 (enrolled)	8,849
	Grades 9-12 (enrolled)	4,310
	TOTAL	22,688

Race/Ethnicity

*Among children living in poverty. Not available for homeless children.



- White (65%)
- Black (5%)
- Asian (2%)
- Native American (0%)
- Hispanic (28%)



Housing and Income

Minimum wage:\$7.95
 Average wage for renters:\$12.52
 Hourly wage needed to afford 2-BR apartment:\$13.87



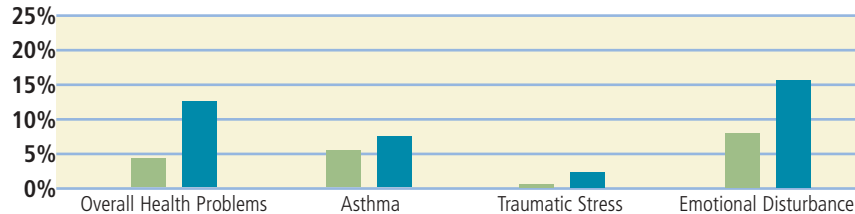
Food Security

1 in 26 children in Oregon do not know where they will get their next meal.



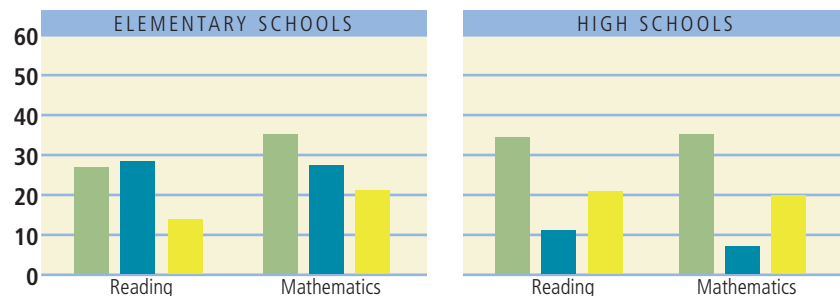
Homelessness and Children's Health Studies comparing homeless children to those of middle-income families

- Middle-income children in state
- Homeless children



Educational Achievement Reading and math proficiency using the Federal NAEP standard

- All students NAEP scores
- Homeless children NAEP scores
- School lunch children NAEP scores



HS Graduation Rate for Homeless Children: <25%

Long-Term Economic Consequences of Not Graduating From High School

In lifetime earnings and contributions to society

Difference in lifetime earnings: HS degree vs. without\$200,000
 Net lifetime increased contributions to society with HS degree ... (per student) \$127,000
 Number of homeless HS students in Oregon4,310
 High school graduation rate for homeless children< 25%



OR loss in lifetime earnings\$650 million
OR loss in contributions to society\$411 million



Policy & Planning: OREGON



Housing Policies

Emergency shelter units for homeless families	.469
Transitional housing units for homeless families	1,487
Permanent supportive housing units	1,211
Total capacity	3,167

Does Oregon have a State Housing Trust Fund? YES NO

Wait List Priorities:

	Section 8	Public Housing
Domestic violence	No Data	No Data
Homelessness	No Data	No Data

Section 8 wait list: No Data

Public Housing wait list: No Data



Income/Wages

At minimum wage a full-time worker earns **57%** of what is needed to afford a 2-BR at FMR.

Per month, **157%** of TANF benefit would need to be spent on rent to afford a 2-BR at FMR.

Does OR have a State Earned Income Tax Credit? YES NO

Is it refundable? YES NO

Child Care

Average annual cost for child care (4-year old) ... \$5,160

Families use child care vouchers for:

- Employment: 74%
- Training and education: 3%
- Employment AND training/education: 20%

Does OR prioritize children who are homeless when distributing child care vouchers? YES NO



Health Policies

% uninsured children	12.8%
% total Medicaid expenditures spent on children	20.2%
Medicaid eligibility by % of Federal Poverty Level	
Infants	133%
Children ages 1-5	133%
Children ages 6-19	100%



Food Security Policies

% eligible children enrolled in food stamps	83%
% schools with school breakfast program (among schools who provide school lunch)	94.1%



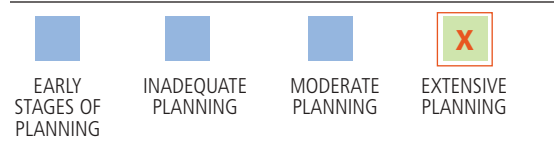
State Planning

Does Oregon have an interagency council on homelessness? YES NO

What 10-year Planning Efforts Have Taken Place?

In 2008, the Ending Homelessness Advisory Council created *A Home for Hope: A 10-Year Plan to End Homelessness in Oregon*. This plan contains an extensive focus on children and families experiencing homelessness, as well as goals to increase access to affordable housing, increase access to supportive services, and create public education programs to remove the stigma of homelessness, and improve data collection techniques.

State Planning Ranking for Oregon



Education

Barriers reported by McKinney-Vento subgrantees:

Eligibility	0%	School Selection	0%
Immunizations	0%	School Records	0%
Other Med. Records	0%	Transportation	0%
Other Barriers	0%		

Additional funding allocated to schools for education of homeless children (per child): ... \$25

Dedicated state funding for homeless education? YES NO

* OREGON'S RANKS

	RANK
Extent of child homelessness	.44
Child well-being	.4
Risk for child homelessness	.26
State policy and planning	Extensive
Overall Rank	.26

*States ranked 1-50 with 1 being best and 50 worst.

