

# Rhode Island



Overall State Rank  
**4**

## America's Youngest Outcasts: State Report Card on Child Homelessness

STATE RANKS (1-50, 1 = best)

For the complete Report Card (including sources), please visit:  
[www.HomelessChildrenAmerica.org](http://www.HomelessChildrenAmerica.org)

**Number of homeless children (797):** **1<sup>ST</sup>**

**.34%** homeless out of all children

**2%** homeless among children living in poverty



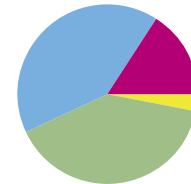
### Who are Rhode Island's homeless children?

#### Age:

Under 6 years	335
Grades K-8 (enrolled)	372
Grades 9-12 (enrolled)	90
<b>TOTAL</b>	<b>797</b>

#### Race/Ethnicity

\*Among children living in poverty. Not available for homeless children.



- White (41%)
- Black (16%)
- Asian (3%)
- Native American (0%)
- Hispanic (40%)



### Housing and Income

Minimum wage: .....\$7.40  
Average wage for renters: .....\$11.61  
Hourly wage needed to afford 2-BR apartment: .....\$19.79



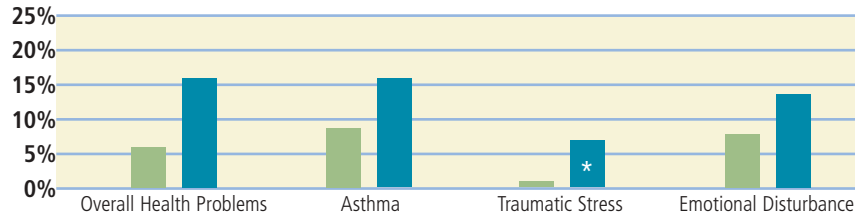
### Food Security

**1 in 24** children in Rhode Island do not know where they will get their next meal.



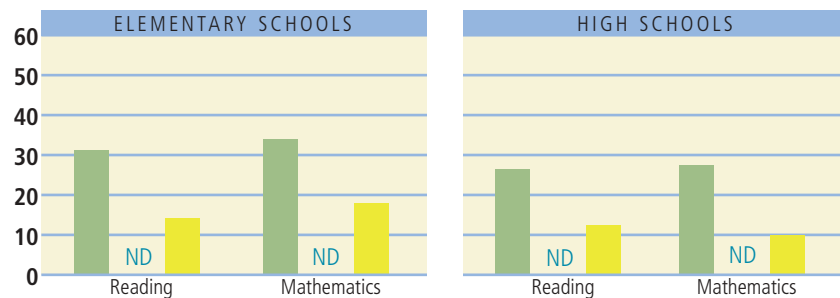
### Homelessness and Children's Health Studies comparing homeless children to those of middle-income families

- Middle-income children in state
- Homeless children
- \* Sample size too small for statistical reliability.



### Educational Achievement Reading and math proficiency using the Federal NAEP standard

- All students NAEP scores
- Homeless children NAEP scores
- School lunch children NAEP scores
- ND: No Data



**HS Graduation Rate for Homeless Children: <25%**

### Long-Term Economic Consequences of Not Graduating From High School

In lifetime earnings and contributions to society

Difference in lifetime earnings: HS degree vs. without .....\$200,000  
Net lifetime increased contributions to society with HS degree ... (per student) \$127,000  
Number of homeless HS students in Rhode Island .....90  
High school graduation rate for homeless children .....< 25%



**RI loss in lifetime earnings .....\$14 million**  
**RI loss in contributions to society .....\$9 million**



# Policy & Planning: RHODE ISLAND



## Housing Policies

Emergency shelter units for homeless families	.80
Transitional housing units for homeless families	.146
Permanent supportive housing units	.120
Total capacity	.346

Does Rhode Island have a State Housing Trust Fund?  YES  NO

### Wait List Priorities:

	Section 8	Public Housing
Domestic violence	No Data	No Data
Homelessness	No Data	No Data

Section 8 wait list: No Data

Public Housing wait list: No Data



## Income/Wages

At minimum wage a full-time worker earns **37%** of what is needed to afford a 2-BR at FMR.

Per month, **186%** of TANF benefit would need to be spent on rent to afford a 2-BR at FMR.

Does RI have a State Earned Income Tax Credit?  YES  NO

Is it refundable?  YES  NO

## Child Care

Average annual cost for child care (4-year old) . . . \$7,800

Families use child care vouchers for:

- Employment: 90%
- Training and education: 8%
- Employment AND training/education: 2%

Does RI prioritize children who are homeless when distributing child care vouchers?  YES  NO



## Health Policies

% uninsured children	.6.6%
% total Medicaid expenditures spent on children	.18.1%
Medicaid eligibility by % of Federal Poverty Level	
Infants	.250%
Children ages 1-5	.250%
Children ages 6-19	.250%



## Food Security Policies

% eligible children enrolled in food stamps	.52%
% schools with school breakfast program (among schools who provide school lunch)	.97.9%



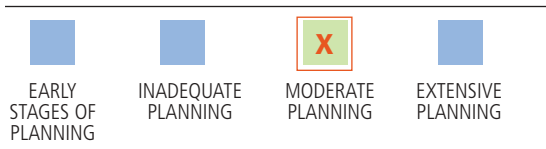
## State Planning

Does Rhode Island have an interagency council on homelessness?  YES  NO

### What 10-year Planning Efforts Have Taken Place?

The interagency council developed *Building Homes, Building Hope: Ending Homelessness in Rhode Island*, which includes goals to increase access to affordable housing, access to mainstream services, and employment opportunities.

### State Planning Ranking for Rhode Island



## Education

Barriers reported by McKinney-Vento subgrantees:

Eligibility	.16.7%	School Selection	.0%
Immunizations	.0%	School Records	.0%
Other Med. Records	.0%	Transportation	.66.7%
Other Barriers	.50%		

Additional funding allocated to schools for education of homeless children (per child): . . . \$304

Dedicated state funding for homeless education?  YES  NO

### \* RHODE ISLAND'S RANKS

	RANK
Extent of child homelessness	.1
Child well-being	.7
Risk for child homelessness	.25
State policy and planning	.Moderate
<b>Overall Rank</b>	<b>.4</b>

\*States ranked 1-50 with 1 being best and 50 worst.

