

# South Carolina



Overall State Rank

39

## America's Youngest Outcasts: State Report Card on Child Homelessness

## STATE RANKS (1-50, 1 = best)

For the complete Report Card (including sources), please visit:  
[www.HomelessChildrenAmerica.org](http://www.HomelessChildrenAmerica.org)

**Number of homeless children (11,272):** **22<sup>ND</sup>**

**1.08%** homeless out of all children

**5%** homeless among children living in poverty

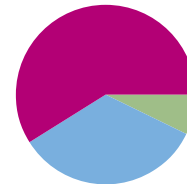


### Who are South Carolina's homeless children?

Age:		
	Under 6 years	4,734
	Grades K-8 (enrolled)	5,420
	Grades 9-12 (enrolled)	1,118
	<b>TOTAL</b>	<b>11,272</b>

### Race/Ethnicity

\*Among children living in poverty. Not available for homeless children.



- White (34%)
- Black (59%)
- Asian (0%)
- Native American (0%)
- Hispanic (7%)



### Housing and Income

Minimum wage: .....\$6.55  
 Average wage for renters: .....\$10.69  
 Hourly wage needed to afford 2-BR apartment: .....\$12.92



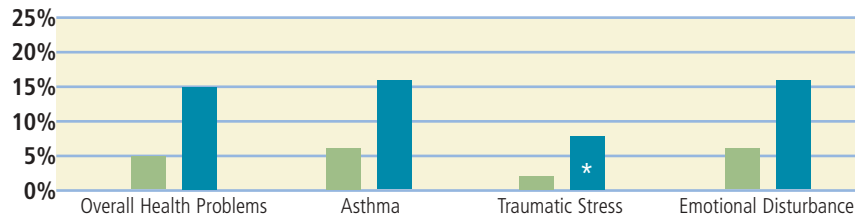
### Food Security

**1 in 16** children in South Carolina do not know where they will get their next meal.



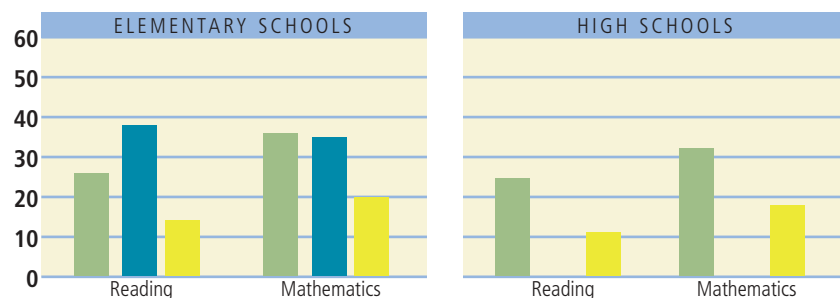
### Homelessness and Children's Health Studies comparing homeless children to those of middle-income families

- Middle-income children in state
  - Homeless children
- \* Sample size too small for statistical reliability.



### Educational Achievement Reading and math proficiency using the Federal NAEP standard

- All students NAEP scores
- Homeless children NAEP scores
- School lunch children NAEP scores



**HS Graduation Rate for Homeless Children: <25%**

### Long-Term Economic Consequences of Not Graduating From High School

In lifetime earnings and contributions to society

Difference in lifetime earnings: HS degree vs. without .....\$200,000  
 Net lifetime increased contributions to society with HS degree ... (per student) \$127,000  
 Number of homeless HS students in South Carolina .....1,118  
 High school graduation rate for homeless children .....< 25%



**SC loss in lifetime earnings .....\$180 million**  
**SC loss in contributions to society .....\$110 million**



# Policy & Planning: SOUTH CAROLINA



## Housing Policies

Emergency shelter units for homeless families	238
Transitional housing units for homeless families	269
Permanent supportive housing units	117
Total capacity	624

Does South Carolina have a State Housing Trust Fund?  YES  NO

### Wait List Priorities:

	Section 8	Public Housing
Domestic violence	<input type="checkbox"/> NO <input checked="" type="checkbox"/>	<input type="checkbox"/> NO <input checked="" type="checkbox"/>
Homelessness	<input type="checkbox"/> NO <input checked="" type="checkbox"/>	<input type="checkbox"/> NO <input checked="" type="checkbox"/>

Section 8 wait list: **78%** are extremely low income families  
Public Housing wait list: **78%** are extremely low income families



## Income/Wages

At minimum wage a full-time worker earns **51%** of what is needed to afford a 2-BR at FMR.

Per month, **329%** of TANF benefit would need to be spent on rent to afford a 2-BR at FMR.

Does SC have a State Earned Income Tax Credit?  YES  NO

Is it refundable?  YES  NO  N/A

## Child Care

Average annual cost for child care (4-year old) ... \$4,180

Families use child care vouchers for:

Employment: 80%

Training and education: 20%

Employment AND training/education: 0%

Does SC prioritize children who are homeless when distributing child care vouchers?  YES  NO



## Health Policies

% uninsured children	13.1%
% total Medicaid expenditures spent on children	18.7%
Medicaid eligibility by % of Federal Poverty Level	
Infants	185%
Children ages 1-5	150%
Children ages 6-19	150%



## Food Security Policies

% eligible children enrolled in food stamps ... 68%

% schools with school breakfast program ... 99.3%  
(among schools who provide school lunch)



## State Planning

Does South Carolina have an interagency council on homelessness?  YES  NO

### What 10-year Planning Efforts Have Taken Place?

In 2004, the Council released the *Blueprint to End Homelessness in South Carolina*. Included in this plan are goals to integrate supportive services with housing, increase access to affordable housing, and increase access to supportive services.

### State Planning Ranking for South Carolina

<input type="checkbox"/>	<input type="checkbox"/>	<input type="checkbox"/>	<input checked="" type="checkbox"/>
EARLY STAGES OF PLANNING	INADEQUATE PLANNING	MODERATE PLANNING	EXTENSIVE PLANNING



## Education

Barriers reported by McKinney-Vento subgrantees:

Eligibility ... 41.7% School Selection ... 33.3%

Immunizations ... 50% School Records ... 58.3%

Other Med. Records ... 0% Transportation ... 58.3%

Other Barriers ... 58.3%

Additional funding allocated to schools for education of homeless children (per child): ... \$80

Dedicated state funding for homeless education?  YES  NO

### \* SOUTH CAROLINA'S RANKS

	RANK
Extent of child homelessness	25
Child well-being	35
Risk for child homelessness	38
State policy and planning	Extensive
<b>Overall Rank</b>	<b>39</b>

\*States ranked 1-50 with 1 being best and 50 worst.

